

PALLET

Designed to fit the needs of today's open plan workspaces that are mobile, collaborative, and configurable; Pallet provides space delineation while allowing environments to feel open and airy. In addition to being a beautiful way to divide space, Pallet allows users to create collaborative work environments for meetings, brainstorming sessions, or even impromptu workstations with optional accessories. The uses for Pallet are limitless; simply place a work table alongside Pallet's single-sided unit to create a workstation, add a whiteboard to develop brainstorming activities, and showcase your company's brand and style by placing contents on the shelves.

1 Choose Your Style & Size

ID	Double-Sided
PLT1	72" H x 63" W x 32" D
PLT3	72" H x 38" W x 32" D

ID	Single-Sided
PLT2	72" H x 63" W x 19" D
PLT4	72" H x 38" W x 19" D



PLT1-PO-M-BLK-M-E



PLT3-PO-N-WHT-M



PLT2-PN-J-GRY-L-E




PLT4-PN-N-WHT-M


2 Choose Your Wood Species

ID	Poplar	
	Double-Sided	List Price
PO	63"	\$7,200
PO	38"	\$5,600
	Single-Sided	List Price
PO	63"	\$6,000
PO	38"	\$4,500

ID	Knotty Pine	
	Double-Sided	List Price
PN	63"	\$6,400
PN	38"	\$4,800
	Single-Sided	List Price
PN	63"	\$5,400
PN	38"	\$3,900



Poplar wood has a refined and elegant appearance.



Knotty Pine wood highlights the raw beauty of the wood, giving a rustic appeal.

CHOOSE :

1
Choose Style & Size
PLT2

+

2
Choose Wood Species
PO

+

3
Choose Wood Finish
M

+

4
Choose Your Laminate
WHT

+

5
Choose Your Door Pull
L


+

6
Choose Electric Option
E

.....

3 Choose Your Wood Finish

Poplar		Knotty Pine	
ID	Color	ID	Color
U	Urban Walnut	U	Urban Walnut
M	Modern Cherry	M	Modern Cherry
J	Java	N	Natural




Poplar wood available in Java, Modern Cherry, and Urban Walnut.
Knotty Pine wood available in Modern Cherry, Urban Walnut, and Natural.

Custom stains and stain matching are available.
Call 1-800-622-1331 for more information.

4 Choose Your Laminate for Credenza & Shelving

ID	Color
WHT	White
BLK	Black
GRY	Gray



Double-sided units include two Large and four Small shelves, while the single-sided unit includes one Large, and two Small shelves.
Custom laminates are available. Call 1-800-622-1331 for more information.

5 Choose Your Door Pull

ID	Pull Type
M	Nickel Metal
L	Leather Pull
N	No Pull*

*Choose No Pull when supplying your own to complement your current environment. No Pulls will be shipped, no holes will be drilled.



Nickel

Leather

6 Electric

ID	Double-Sided	List Price	Single-Sided	List Price
E	Electric*	\$1,600	Electric	\$800
	No Electric	\$0	No Electric	\$0

*Electric box color will match the color of laminate: White laminate would include a white coated electric box.



Electric

..... = **PLT2-PO-M-WHT-L-E**