

WADDELL®

a GMI company.



In this picture: 441 floor case with chrome frame with plaque fabric backing.

PROMINENCE FLOOR & WALL CASES

Show it off in high style in a Prominence Series display case. The multi-faceted aluminum framing and hexagon-shaped corners link to form Prominence's distinctive contemporary design. Durable as well as attractive, Prominence offers such premium features as tempered glass, built-in locks, and steel shelf pins placed in uprights. Select Prominence floor units come complete with interior lighting for added emphasis. Choose from seven different showcase configurations.





439 | 440 - corner case
(pictured in chrome)

aluminum framed case with 2 full-sized adjustable shelves, hinged tempered glass door with lock, and adjustable floor levelers
77"H x 28"W x 28"D
shipping - 215 lbs



441 | 445 - floor case
(pictured in dark bronze)

aluminum framed case with 2 full-length adjustable shelves
78"H x 48"W x 18"D
shipping - 303 lbs



442 | 446 - corner case
(pictured in chrome)

aluminum framed case with 2 full-length adjustable shelves
78"H x 24"W x 24"D
shipping - 197 lbs



443 - countertop case
(pictured in dark bronze)

aluminum framed case with 1 full-length adjustable shelf
40"H x 36"W x 14"D
shipping - 120 lbs



444 - wall case
(pictured in chrome)

aluminum framed wall-mountable case with 1 full-length adjustable shelf
30"H x 36"W x 14"D
shipping - 101 lbs




447 | 448 - 2' spotlight case
(pictured in chrome)

aluminum framed case with 2 full-length adjustable shelves and locking access door in base
72"H x 24"W x 24"D
shipping - 210 lbs




449 | 450 - 4' spotlight case
(pictured in dark bronze)

aluminum framed case with 2 full-length adjustable shelves and locking access door in base
72"H x 48"W x 18"D
shipping - 273 lbs




- Sliding tempered glass doors provide secure yet stunning views
- Built-in locks provide peace of mind
- Steel shelving hardware designed for the highest structural integrity - another reason our cases are guaranteed for life
- Chrome hexagon-shaped corners make for the perfect contrast
- 439, 441, 442, 447, & 449 are lighted cases



Handcrafted

All Waddell Display Cases are made by hand to ensure you receive the highest quality craftsmanship - a promise we've made for over 125 years.



Hidden Storage

The 447, 448, 449, and 450 models come with the added feature of hidden storage. Keep items out of sight with this convenient space.

